

NEWSLETTER

Follow us at: www.salemctdems.org

WHAT'S INSIDE

Salem Municipal Election 2023

- Election results, see pps 1-3.
- Election Analysis, see pps 3-6.

Opinion

- We Made Gains In The Election, See pp 7.

Public Town Meetings

- Public Town Meetings for December, see pp 7.

Community Help / Assistance

- Thames Valley Council for Community Action (TVCCA), see pps 7 & 8.
- EVERSOURCE Connecticut Electric Discount Rate, see pp 8.
- Care & Share, see pp 8.
- 211 INFOLINE HELP, see pp 8.

Community News You Can Use

- Salem Free Public Library, see pp 9.
- Salem Recreation Department, see pp 9.

Other Activities in Our Area

- Stonington Lobster Trap Tree – Stonington Borough, see pp. 10
- Lions Lights in Motion – Hebron Fair Grounds, Hebron CT, see pp 10.
- Mystic Aquarium Holidays Lights Extravaganza, see pp 10.
- Niantic Bay Playhouse, see pp 10.
- Garde Arts Center, see pp 10.
- Norwich Arts Center, see pp 10.

Volunteer Opportunities

- Gardner Lake & Salem Volunteer Fire Companies, see pp 11.

SALEM MUNICIPAL ELECTION 2023

• Election Results

1st SELECTMAN			
CANDIDATE PARTY / NAME Vote for 1	PARTY	VOTES	VOTES %
Sue Spang	D	617	45.43%
Ed Chmielewski	R	741	54.57%

SELECTMEN			
CANDIDATE PARTY / NAME Vote for up to 2	PARTY	VOTES	VOTES %
Kay Zak	D	575	21.82%
Leslie Hotary	D	545	20.68%
Kevin Lyden	R	809	30.70%
Ron LaBonte	R	706	26.79%

TOWN CLERK			
CANDIDATE PARTY / NAME Vote for 1	PARTY	VOTES	VOTES %
Julie Stoken	R	1,020	100.00%

TOWN TREASURER			
CANDIDATE PARTY / NAME Vote for 2	PARTY	VOTES	VOTES %
Pam Henry	D	577	43.98%
Pam Henry	R	735	56.02%

TAX COLLECTOR			
CANDIDATE PARTY / NAME Vote for 1	PARTY	VOTES	VOTES %
Vivian Waters	D	563	43.31%
Vivian Waters	R	737	56.69%

BOARD OF FINANCE FULL TERM			
CANDIDATE PARTY / NAME Vote for 2	PARTY	VOTES	VOTES %
Kate Belleville	D	706	32.43%
Matt Rucci	D	676	31.05%
John Bernier	R	795	36.52%

BOARD OF FINANCE ALTERNATE FULL TERM			
CANDIDATE PARTY / NAME Vote for 1	PARTY	VOTES	VOTES %
Jim Moran	R	989	100.00%

WHAT'S INSIDE

Volunteer Opportunities (continued)

- Mitchell Farm Equine Retirement, see pp 11.
- Salem School, see pp 11.
- Friends Of the Salem the Library, see pp 11.
- Home Repair & Handy-Man Skills, see pp 11.
- Lion's Club, see pp 11.
- Care & Share, see pp 1.

Senior News

- Senior News, see pp 12.

How Do I Get A Copy Of The Newsletter?

If you would like to receive this newsletter via e-mail, please send your request along with your e-mail address to: **Gary Closius:**

gclosius@sbcglobal.net

Sdtc Contact Information

T. J. Butcher – Chairman
t.j.butcher@att.net

Kay Zak – Vice Chairperson
kayzak@hotmail.com

Leslie Hotary – Secretary
hotaryleslie@gmail.com

Gary Closius – Newsletter Editor
gclosius@sbcglobal.net

SALEM MUNICIPAL ELECTION 2023 (continued from pp 1)

• **Election Results (continued)**

BOARD OF FINANCE ALTERNATE TO FILL VACANCY FOR 4 YEARS			
CANDIDATE PARTY / NAME	PARTY	VOTES	VOTES %
Vote for 2			
*		0	0.00%

BOARD OF EDUCATION FULL TERM			
CANDIDATE PARTY / NAME	PARTY	VOTES	VOTES %
Vote for 2			
Sue Spang	D	636	28.39%
Ryan Little	R	782	34.91%
Keri Weaver (Ramsey)	R	822	36.70%

BOARD OF EDUCATION TO FILL VACANCY FOR TWO YEARS			
CANDIDATE PARTY / NAME	PARTY	VOTES	VOTES %
Vote for 2			
Sean Reith	R	961	51.17%
Erik Trotter	R	917	48.83%

BOARD OF ASSESSMENT APPEALS			
CANDIDATE PARTY / NAME	PARTY	VOTES	VOTES %
Vote for 1			
Kay Zak	D	576	43.41%
Dianne Woronik	R	751	56.59%

BOARD OF ASSESSMENT APPEALS			
CANDIDATE PARTY / NAME	PARTY	VOTES	VOTES %
Vote for 1			
Dennis Girard	D	786	100.00%

PLANNING AND ZONING COMMISSION FULL TERM			
CANDIDATE PARTY / NAME	PARTY	VOTES	VOTES %
Vote for 2			
Jen Lindo	D	667	30.79%
Gary Closius	D	771	35.60%
Marty Stoken	R	728	33.61%

PLANNING AND ZONING COMMISSION ALTERNATE FULL			
CANDIDATE PARTY / NAME	PARTY	VOTES	VOTES %
Vote for 1			
Kimberly Bradley	D	613	47.37%
Pat Donovan II	R	681	52.63%

PLANNING AND ZONING COMMISSION TO FILL VACANCY FOR TWO YEARS			
CANDIDATE PARTY / NAME	PARTY	VOTES	VOTES %
Vote for 1			
James Jorgensen	R	929	100.00%

PLANNING & ZONING ALTERNATE TO FILL VACANCY FOR TWO YEARS			
CANDIDATE PARTY / NAME	PARTY	VOTES	VOTES %
Vote for 1			
Mark Medrzychowski	R	907	100.00%

ZONING BOARD OF APPEALS ALTERNATE			
CANDIDATE PARTY / NAME	PARTY	VOTES	VOTES %
Vote for 1			
Kevin Milligan	D	578	44.56%
Larry Benedict	R	719	55.44%

ZONING BOARD OF APPEALS			
CANDIDATE PARTY / NAME	PARTY	VOTES	VOTES %
Vote for up to 2			
David Bingham	D	617	23.80%
Tony Griggs	D	549	21.18%
Eibert Burr	R	663	25.58%
Denise Orsini	R	763	29.44%

SALEM MUNICIPAL ELECTION 2023 (continued from pp 2)

● **Election Results (continued)**

LIBRARY TRUSTEES			
CANDIDATE PARTY / NAME Vote for up to 2	PARTY	VOTES	VOTES %
Becky Nortz	D	616	24.06%
Flora Drapeau	D	572	22.34%
Heather Wilkey	R	710	27.73%
Kristin Kiczuk	R	662	25.86%

LIBRARY TRUSTEES TO FILL VACANCY FOR TWO YEARS			
CANDIDATE PARTY / NAME Vote for 1	PARTY	VOTES	VOTES %
Jeanette Girard	D	613	47.08%
Teresa Jorgensen	R	689	52.92%

● **Election Analysis**

I. EXECUTIVE SUMMARY

- a) The number of D voters will continue to trend flat while both the number of R and U voters will trend upward.
- b) Progress has been made in brining Ds out to the polls. Increased the turnout percentage by 11.6% and 6.7% over 2017 and 2021 respectively. However, the Rs still bring a slightly larger percentage of their voters out.
- c) Despite the increase in the numbers of R and R voting U voters the R’s margin of victory in the First Selectman’s race was reduced in 2023 over 2021, the D Candidate #2 s flipped the PZC seat from R in 2021 to D in 2023, and the D# 1 Candidate reduced the Rs margin of victory from 254 votes in 2021 to only 61 votes in 2023*

II. METHODOLOGY

The voting data from Salem Municipal Elections was evaluated for trends and insights. The data was obtained from the CT Secretary of State website as well as the Salem Registrar of Voters. The following areas were evaluated over the time-period of the last 4 municipal elections (2017 – 2023):

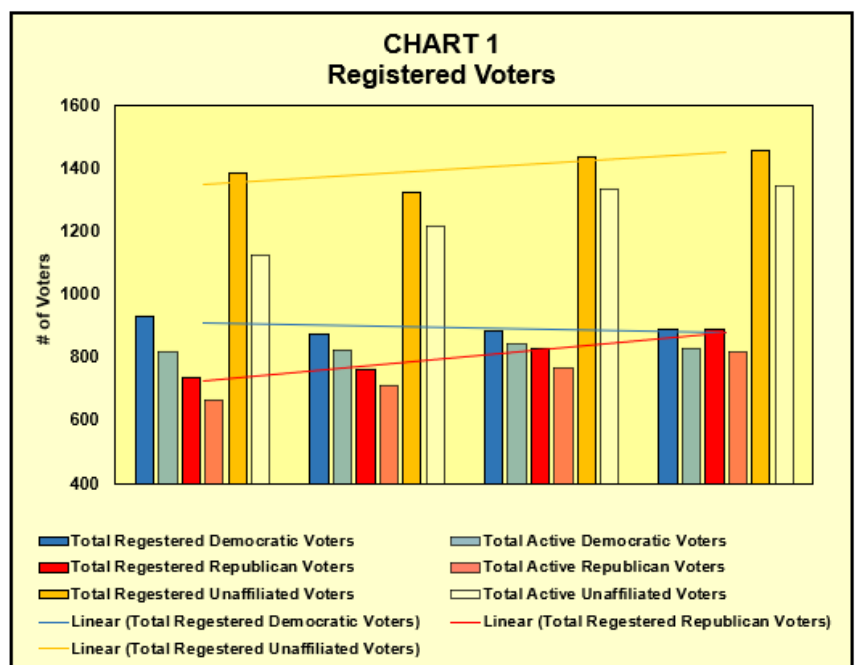
- a) Changes in Registered Voters. (Section III)
- b) Voter Turnout. (Section IV)
- c) Cross-Endorsed Candidates’ D vs R vote results. (Section V)

Abbreviations:

- a) Democratic (D),
- b) Republican (R),
- c) Unaffiliated (U),
- d) Planning and Zoning Commission (PZC),
- e) Total Registered Voters (TRVs),
- f) Active Registered Voters (ARVs).

III. REGISTERED VOTERS

The registered voters are split into two categories, TRVs and ARVs. Chart 1 shows the change in the number of TRVs and ARVs from 2017 to 2023. In 2017 there were 930 D TRVs, 820 D ARVs, 736 R TRVs and 665 R ARVs, 1384 U TRVs and 1122 U ARVs. For this part of the evaluation, I will only look at the ARVs. The D ARVs outnumbered the R ARVs by 155, and the U ARVs outnumbered the D and R ARVs by 302 and 457 respectively. Over the course of 6 years (2017 – 2023) the number of D ARVs increased slightly to 826, where the R and the U ARVs increased to 819 and 1344 respectively in 2023. **In 2023 the D ARVs outnumbered the R ARVs by only 7, a gain of 148 for the Rs since 2017.** The U ARVs over the same time-period gained 216 on the Ds and 68 on the Rs respectively.



SALEM MUNICIPAL ELECTION 2023 (continued from pp 3)

• ***Election Analysis (continued)***

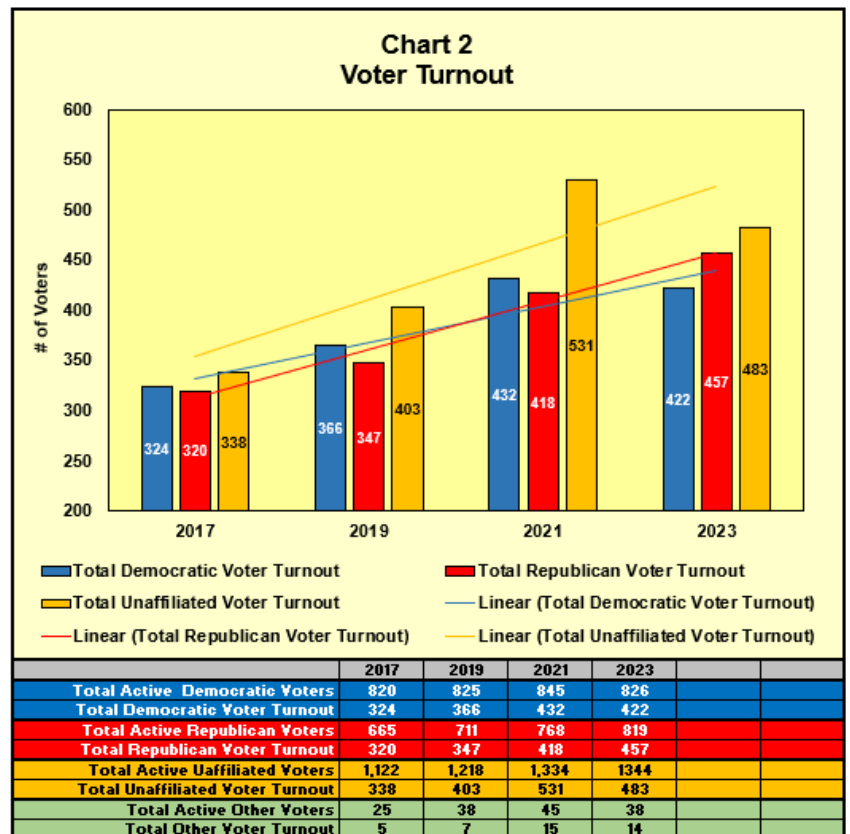
Data for Chart 1 is shown in the data table to the right.

DATA				
	2017	2019	2021	2023
Total Registered Democratic Voters	930	875	884	890
Total Active Democratic Voters	820	825	845	826
Total Democratic Voter Turnout	324	366	432	422
% Of Active Democratic Voter Turnout	39.5%	44.4%	51.1%	51.1%
% Of Total Democratic Voter Turnout	34.8%	41.8%	48.9%	47.4%
Total Registered Republican Voters	736	760	827	888
Total Active Republican Voters	665	711	768	819
Total Republican Voter Turnout	320	347	418	457
% Of Active Republican Voter Turnout	48.1%	48.8%	54.4%	55.8%
% Of Total Republican Voters Turnout	43.5%	45.7%	50.5%	51.5%
Total Registered Unaffiliated Voters	1,384	1,322	1,434	1,459
Total Active Unaffiliated Voters	1,122	1,218	1,334	1,344
Total Unaffiliated Voter Turnout	338	403	531	483
% Of Active Unaffiliated Voter Turnout	30.1%	33.1%	39.8%	35.9%
% Of Total Unaffiliated Voter Turnout	24.4%	30.5%	37.0%	33.1%
Total Registered Other Voters	31	42	46	38
Total Active Other Voters	25	38	45	38
Total Other Voter Turnout	5	7	15	14
% Of Active Other Voter Turnout	20.0%	18.4%	33.3%	36.8%
% Of Total Other Voter Turnout	16.1%	16.7%	32.6%	36.8%

IV. VOTER TURNOUT

Generally, between 43% and 47% of Salem’s registered voters turnout to vote in municipal elections. (2017 – 45.1%, 2019 – 47.2%, 2021 – 43.2%, and 2023 – 44.3%) Chart 2 shows the change in voter turnout from 2017 to 2023. In 2017 we turned out 324 (39.5%) voters, vs. the Rs who turned out 320 (48.1%) voters. In the years 2017, 2019, and 2021 the we turned out more voters than the Rs however the Rs consistently turned out a higher percentage of their voters. (2017, +4, 2019, +19, 2021, +14). **In the 2023 election the Rs out polled the us by 35. Additionally, we turned out fewer voters in the 2023 election (422) than we did in the 2021 election (432).**

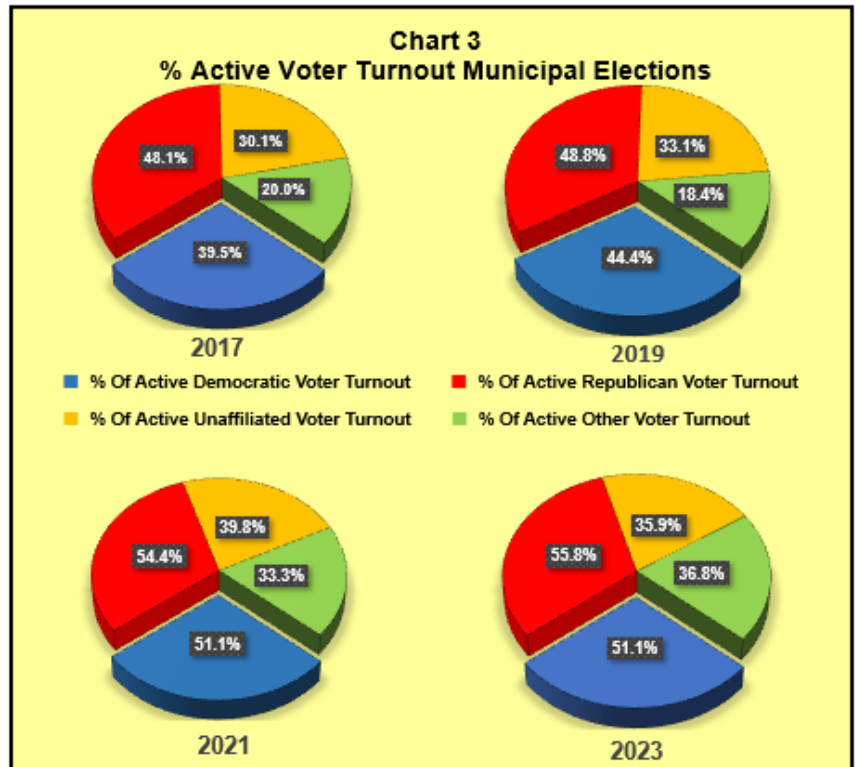
The Us generally turnout between 30% and 40% of their voters, with them turning out 35.9% of their voters in the 2023 election. Despite the lower turnout percentage, the Us out poll both us and the Rs because they outnumber the Rs and us by a third or more each.



SALEM MUNICIPAL ELECTION 2023 (continued from pp 4)

• **Election Analysis (continued)**

In both 2021 and 2023 the we turned out a larger percentage of the Ds (51.1% for 2021 & 2023). That is 11.6% higher than 2017 and 6.7% higher than 2019. (See Chart 3 below)



V. CROSS-ENDORSED CANDIDATES

In this section I looked at the D vs. R vote split for candidates that were cross-endorsed in every municipal election (2017 – 2023). **In every case the D and R line vote totals were greater than the total number of D and R voters. This is to be expected since there are U and other party voters voting. However, in every case the R line vote total was greater than the D line vote total which indicates the Us generally voted the R line.**

The U voters voting R vs. D delta is the difference between the # of U votes on the D line and R line. **In all cases more U voters voted on the R line with a low of 72 and a high of 213 depending on the election.** See the D/R Split Chart above.

D/R SPLIT

YEAR	CANDIDATE / PARTY / NAME	VOTES	VOTES %	Voter Turnout (D/R)	# U Votes (Non D or R)	U Voters R vs D Delta
2017	Pam Henry (D)	501	46.0%	324	177	92
	Pam Henry (R)	589	54.0%	320	269	
	Cheryl Philopena (D)	499	46.5%	324	175	
	Cheryl Philopena (R)	574	53.5%	320	254	
2019	Linda Flugrad (D)	469	41.5%	366	103	211
	Linda Flugrad (R)	661	58.5%	347	314	
	Pam Henry (D)	474	42.4%	366	108	
	Pam Henry (R)	644	57.8%	347	297	
2021	Linda Flugrad (D)	572	42.59%	432	140	213
	Linda Flugrad (R)	771	57.41%	418	353	
	Pam Henry (D)	577	44.0%	422	155	
	Pam Henry (R)	735	56.0%	457	278	
2023	Vivian Waters (D)	563	43.3%	422	141	139
	Vivian Waters (R)	737	56.7%	457	280	

VI. CONCLUSION

Registered Voter Outlook

Despite the number of D and R voters being roughly the same the U voters outnumber each by approximately a third, and consistently the majority appear to vote R. If there are no major changes in Salem’s population total, the trend over the span of the last 4 municipal elections (6 years) is likely to continue unchanged, i.e.,

- a) The number of registered Democratic voters is likely to remain flat at best,
- b) The number of registered Republican voting Unaffiliated voters are likely to increase, and
- c) Most of the U voters turning out will likely continue to vote R.

Comparison of the First Selectman and PZC Member 2021 & 2023 Race Results

1st Selectman Race

The total number of votes cast in the 2021 and 2023 First Selectman race were similar, 1396 votes in 2021 and 1358 in 2023 (38 fewer than in 2021).

SALEM MUNICIPAL ELECTION 2023 (continued from pp 5)

• **Election Analysis (continued)**

Despite the Ds turning out 19 fewer Democratic voters in 2023 vs. 2021:

- a) The Democratic candidate received virtually the same number of Democratic line votes in 2021 and 2023 (2 fewer in 2023).
- b) The Republican line margin of victory in 2023 was reduced by 34 votes vs. 2021. The Republican line margin of victory was 124 votes in 2023.

Despite the Rs turning out 39 more voters in 2023 than in 2021 the Republican candidate received 36 fewer Republican line votes in 2023 vs. 2021. (see charts below)

SALEM MUNICIPAL ELECTION 2021

FIRST SELECTMAN					
CANDIDATE PARTY / NAME	PARTY	VOTES	VOTES %	MARGIN of VICTORY	TOTAL VOTES
Hugh E. McKenney	D	619	44.34%	158	1396
Ed Chmielewski	R	777	55.66%		

SALEM MUNICIPAL ELECTION 2023

FIRST SELECTMAN					
CANDIDATE PARTY / NAME	PARTY	VOTES	VOTES %	MARGIN of VICTORY	TOTAL VOTES
Sue Spang	D	617	45.43%	124	1358
Ed Chmielewski	R	741	54.57%		

PZC Race – Candidate #1

The total number of votes cast in the 2021 and 2023 PZC Member race for D candidate #1 was similar; 1362 in 2021 and 1395 in 2023.

Despite the Ds turning out 19 fewer Democratic voters in 2023 vs. 2021:

- a) The Democratic candidate received 143 more Democratic line votes in 2023 vs. 2021.
- b) The Republican line margin of victory in 2023 was reduced by 253 votes vs. 2021. The Republican line margin of victory was only 61 votes in 2023.

Despite the Rs turning out 39 more voters in 2023 vs. 2021, the Republican candidate received 135 fewer Republican line votes in 2023 vs. 2021. (see charts below)

PZC Race – Candidate #2

The total number of votes cast in the 2023 PZC Member race for D candidate #2 increased by 173 votes vs. 2021. Despite the Ds turning out 19 fewer Democratic voters in 2023 vs. 2021:

- a) The Democratic candidate received 185 more Democratic line votes in 2023 vs. 2021.
- b) D Candidate #2 flipped the seat from R to D with the margin of victory of 43 votes vs. the R margin of victory of 154 votes in 2021.

Despite the Rs turning out 39 more voters in 2023 vs. 2021, the Republican candidate received 12 fewer Republican line votes in 2023 vs. 2021. (see charts below)

SALEM MUNICIPAL ELECTION 2021

PLANNING AND ZONING COMMISSION TO FILL VACANCY FOR FOUR YEARS					
CANDIDATE PARTY / NAME	PARTY	VOTES	VOTES %	MARGIN of VICTORY	TOTAL VOTES
Jennifer Lindo	D	524	38.47%	314	1362
John Gadbois	R	838	61.53%		

SALEM MUNICIPAL ELECTION 2021

PLANNING AND ZONING COMMISSION TO FILL VACANCY FOR TWO YEARS					
CANDIDATE PARTY / NAME	PARTY	VOTES	VOTES %	MARGIN of VICTORY	TOTAL VOTES
Gary Closius	D	586	44.19%	154	1326
Carl Fontneau	R	740	55.81%		

SALEM MUNICIPAL ELECTION 2023

PLANNING AND ZONING COMMISSION FULL TERM					
CANDIDATE PARTY / NAME	PARTY	VOTES	VOTES %	MARGIN of VICTORY	TOTAL VOTES
Jen Lindo	D	667	30.79%	61	1395
Gary Closius	D	771	35.60%		
Marty Stoken	R	728	33.61%		

* **NOTE:** The reason the 2021 and 2023 First Selectman's and the Planning and Zoning Commissioner races were used to compare the margins of victory is because in 1st Selectman race the R candidate and in the PZC race the Democratic candidate were the same persons. In looking at the margin of victory in down-ticket races there was no way to quantify the effect an individual candidate had on the votes since both candidates the pairings were all different.

OPION**We Made Gains In The Election, By: Gary Closius 12/08/2023**

Just a few thoughts on the results of the 2023 municipal elections. Despite not having more Democratic candidates elected, there are some positives we can take:

1. In the last two municipal elections (2021 & 2023) we brought a significantly larger percentage of the Ds to the polls than the previous two municipal elections.
2. We decreased the Republican margin of victory in the 1st Selectman's race by approximately 22% over the previous election despite bringing fewer Ds to the polls and being out polled by the Republicans.
3. We flipped one seat on the PZC from R to D and significantly reduced the Republican margin of victory of the other seat by approximately 81% despite bringing fewer Ds to the polls and being out polled by the Republicans.

PUBLIC TOWN MEETINGS FOR DECEMBER

- **BOE Long-Range Educational Planning,**
December 4th, 5:00 PM
- **BOE Personnel/Contract Negotiations,**
December 4th, 6:00 PM
- **Inland Wetlands & Conservation Commission,**
December 4th, 7:00 PM
- **Board of Education,**
December 4th 7:00 PM
- **Board of Selectmen,**
December 5th, 7:00 PM
- **Library Board of Directors,**
December 12th, 6:00 PM
- **Emergency preparedness Agency,**
December 12th, 7:00 PM
- **Planning and Zoning Commission,**
December 12th, 7:00 PM
- **Board of Finance,**
December 14th, 7:00 PM
- **Board of Education Policy,**
December 18th, 5:00 PM
- **Board of Education Curriculum,**
December 18th, 8:00 PM
- **Recreation Commission,**
December 18th, 7:00 PM
- **Salem Green Cemetery Association,**
December 19th, 2:00 PM
- **Economic Development Commission,**
December 19st, 7:00 PM
- **Zoning Board of Appeals,**
December 28th, 7:00 PM

To view the Town Public Meeting Calendar, click on: salemct.gov/calendar-by-event-type/16/month/2023-12

COMMUNITY HELP / ASSISTANCE

- **THAMES VALLEY COUNCIL FOR COMMUNITY ACTION (TVCCA)**

**CONNECTION = Volunteering & Veterans Coffeehouses**

Now more than ever community support is so important and impactful! AmeriCorps Seniors offers the support someone needs to remain living at home. Our volunteers lend a hand with grocery shopping needs, visiting, phone reassurance or local medical rides. If you are 55+ contact us to hear how your help may improve the quality of life of an elderly or disabled person by volunteering to help a neighbor in your community.

Our volunteers are here for the community! Our services are available free of charge to seniors or disabled people that are homebound and need help with grocery shopping, medical rides, and visiting.



Contact: Renee LaBonte, Program Coordinator of Senior Volunteer Services at 860-425-6608 or e-mail: rlabonte@tvcca.org.

Visit our website by clicking on: tvcca.org or facebook.com/TVCCArsvp/.

CONNECT WITH VETERANS! TVCCA hosts monthly veteran coffeehouses to meet and socialize with other veterans and their spouses and receive information about veteran benefits and services. We host coffeehouses in Groton, Mystic, New London, Pawcatuck, Norwich, and Montville.

Contact James Hodge, Veterans Coffeehouse Coordinator at 860-425-6615 or e-mail: jhodge@tvcca.org.

COMMUNITY HELP / ASSISTANCE (continued from pp 7)

- **ENERGY ASSISTANCE AND OTHER ASSISTANCE PROGRAMS AVAILABLE FROM THAMES VALLEY COUNCIL FOR COMMUNITY ACTION, INC. (TVCCA)**

TVCCA provides energy assistance among other community assistance services. Visit the TVCCA website by clicking on: tvcca.org/energy-assistance/ for more information and a direct link to the application. If you have any questions or need help completing the application form, contact TVCCA at 860-889-1365. Note that not only does TVCCA provide funding for oil, but also for wood. TVCCA also has a Senior Nutrition Program for seniors 60 and over & Volunteer programs for seniors age 55 or over.

- **EVERSOURCE Connecticut Electric Discount Rate**

A bill discount will be available for residential electric customers starting in December 2023.

You must have financial hardship status on your electric account. If you do, there are two tiers of discount depending on your annual household income or receipt of a public assistance benefit.

Eligible income for 10% Discount Rate

To qualify, your household annual income for all adults over 18 must be at or below 60% of the state median income, or you can show receipt of a public assistance benefit for at least one household member.

Family Size	1	2	3	4	5	6	7	8
Income Level	Up to \$41,553	Up to \$54,338	Up to \$67,124	Up to \$79,910	Up to \$92,695	Up to \$105,481	Up to \$107,878	Up to \$110,275

Eligible income for the 50% Discount Rate

To qualify, your household annual income for all adults over 18 must be at or below 160% of the federal poverty guidelines, or you can show receipt of a public assistance benefit for at least one household member.

Family Size	1	2	3	4	5	6	7	8
Income Level	Up to \$23,328	Up to \$31,552	Up to \$39,776	Up to \$48,000	Up to \$56,224	Up to \$64,448	Up to \$72,672	Up to \$80,896

To apply for the 10% or 50% Connecticut electric discount rate visit the **EVERSOURCE** webpage by clicking on: eversource.com/content/residential/account-billing/payment-assistance/discount-rate, or call **EVERSOURCE** at 800-286-2828, or call TVCCA at 860-889-1365.

- **CARE & SHARE**

Care & Share of East Lyme, Inc. provides food, financial and emergency support to individuals and families in East Lyme, Niantic, and Salem. ***If you are interested in receiving assistance, contact them at 860-739-8502.*** Leave a message with your name, telephone number and the type of assistance you are looking for, as well as the best time you can be reached. A responder will confidentially return your call. **To see what other services they provide visit their website by clicking on: careandshareofel.org/.**

- **211 INFOLINE HELP STARTS HERE**

Call 2-1-1 for your connection to:

- | | | |
|---|------------------------|----------------------|
| - Alzheimer's resources | - Emergency shelter | - Pre-natal care |
| - Basic needs – food, clothing, shelter | - Emergency assistance | - Senior services |
| - Child care services | - Financial assistance | - Suicide prevention |
| - Child health care | - Health care | - Transportation |
| - Consumer health | - HIV/AIDS | - Veteran's services |
| - Crisis intervention | - Housing | - Volunteering |
| - Disability services | - Legal assistance | - And much more |
| - Drug & alcohol programs | - Parenting programs | |

COMMUNITY NEWS YOU CAN USE

• SALEM FREE PUBLIC LIBRARY

NEWS & EVENTS

- The Salem Free Public Library Offers Museum Passes and Discounted Admission Passes to many of the museums in our state. There are also discounted admission passes for Zoo's. For a list, visit our August, September, and October newsletters, visit the library, or go to the library website by clicking on: salemct.gov/library/pages/museum-passes to view the library website and view what they have to offer and pass availability.
- **Books in the Afternoon Book Club** meetings are normally held on the last Thursday of the month at 1 PM.
December 21, 2023: *Comfort and Joy*. A Fable, Kristin Hannah, 2005 [fiction].

All adults over 18 are welcome. To join the group, e-mail Christine Murtha at: murthachristine@yahoo.com.

- THE CARROLL SISTERS HOLIDAY MUSIC CONCERT



- HOLIDAY CENTERPIECE WORKSHOP



There are a number of story times, and a variety of other programs available.

For additional information visit the Salem Town Webpage for the Library by clicking on: salemct.gov/library.

TO REGISTER CALL THE LIBRARY AT 860- 859-1130 (some events may be filled or will have limited participation).

• SALEM RECREATION DEPARTMENT

There are many activities for Salem residents of all ages:

- The Recreation Commission will be starting an indoor walking program for the winter at the Salem School. *They need a person to sign people in at the school for each session. Please contact the Rec. Commission at: recreation@salemct.gov if you are interested in helping. Stay tuned, for more info.*

- ADULT CO-ED REC PICK-UP GAMES:

Open gym for Salem & East Lyme residents age 18 & over in the Salem School gymnasium.

Pickleball:	Tuesdays 5:30- 7:30 PM,	Oct 3rd to May 28 th
Volleyball:	Tuesdays 7-9 PM	Oct 6 th to May 31 st
Basketball:	Thursdays 7-9 PM	Oct 5 th to May 30 th

SIGN IN UPON ARRIVAL

OTHER ACTIVITIES IN OUR AREA

● **STONINGTON LOBSTER TRAP TREE STONINGTON BOROUGH**

3rd Annual Stonington Lobster Trap Tree on display from November 25, 2023 thru January 7, 2024.

Stonington Lobster Trap Tree Lighting Saturday, November 25th ~ 4:30 PM. The 3rd annual Stonington Trap Tree lighting will be a visual spectacle! This magical tree features beautiful hand painted buoys of more than 125 professional artists and 40 local families. The tree has thousands of colorful lights and a 5-foot-tall anchor that rotates colors as well. Step inside to view the landmark from the inside and you'll get incredible photos. **Free admission**

● **LIONS LIGHTS IN MOTION – HEBRON FAIR GROUNDS HEBRON CT**

Lions Lights in Motion at the Hebron Fairgrounds, 347 Gilead Street, Hebron CT, November 24th thru December 31st. Click [HERE](#) for more information, calendar, dates, and times.

\$40 per vehicle includes all legally seated occupants.

Click [HERE](#) to purchase tickets on-line.



● **MYSTIC AQUARIUM HOME OF THE HOLIDAYS LIGHTS EXTRAVAGANZA**

From the snowy Arctic Coast to the magical frozen tunnel of icicles, you will enjoy the magic of the holidays while getting access to our main indoor aquarium gallery, shark touch habitat, Arctic Coast beluga habitat, and newly-renovated courtyard decked with dancing lights choreographed with your favorite holiday movie tunes.

There will be refreshments available for purchase, countless photo opportunities, and even some surprise special guests!

Don't miss the first-ever Home for the Holidays lights extravaganza, select evenings from November 24th – December 30th, from 6 PM to 9 PM. The final entry of the night occurs 30 minutes before close. Click [HERE](#) to access the webpage for more information and details.



● **NIANTIC BAY PLAYHOUSE, NIANTIC**

UPCOMING EVENTS AT THE NIANTIC BAY PLAYHOUSE (279 Main Street, Niantic, CT)

- **A Christmas Carol**: December 1st – 17th @ 7:30 PM. Senior Price \$28 + Fees.

Tickets: Go to the website by clicking on: nianticbayplayhouse.org/ for more details.

Tickets can be purchased by calling: 860-850-5072, e-mail: info@nianticbayplayhouse.org, or on-line by clicking on: nianticbayplayhouse.org/ticket-sales.

● **GARDE ARTS CENTER, NEW LONDON**

UPCOMING EVENTS AT THE GARDE ARTS CENTER (325 State St, New London)

- **Eastern Connecticut Ballet Presents: The Nutcracker, Featuring dancers from the New York City Ballet, December 9th & 10th, December 9th 1:30 PM and 7:00 PM, December 10th at 1:30 PM.**
- **Artrageous – Saturday December 30th, at 4 PM.**

For tickets contact the box office Monday thru Friday from 10 AM to 5 PM & two hours prior to ticketed performances, by calling 860-444-7373 ext. 1, or by visiting the Garde Arts Center website by clicking on: gardearts.org/events/.

● **NORWICH ARTS CENTER NORWICH**

UPCOMING EVENTS AT THE NORWICH ARTS CENTER (62 Broadway, Norwich)

- **Cinderella at the Christmas Ball:** Friday, Dec 8th, and 15th 7:30 PM, Saturday, Dec 9th, and 16th 7:30 PM Sunday, Dec 10th, and 17th 2 PM. Adults \$20.00 Seniors, Military, Students \$18 Children Under 10 Free but must reserve a seat.

Contact Norwich Arts Center: Phone: 860-887-2789, or e-mail: administration@norwicharts.org.

Order tickets visit the Norwich Arts Center website by clicking on: norwicharts.org.

VOLUNTEER OPPORTUNITIES

• **GARDNER LAKE AND SALEM VOLUNTEER FIRE COMPANIES**

Both the Salem and Gardner Lake Volunteer Fire Companies are looking for volunteers of **ALL AGES**.

- **Salem Volunteer Fire Company** – NON-EMERGENCY PHONE: 860-859-0942. To visit their website, click on: <https://www.salemfireco.com/>.
- **Gardner Lake Fire Company** – NON-EMERGENCY PHONE: 860- 859-1743. To visit their website, click on: gardnerlakevolunteerfirecompany.com/home.

• **MITCHELL FARM EQUINE RETIREMENT**

The Horse Retirement, Horse Sanctuary is looking for help. **Contact Dee Doolittle 860 303-8705, or e-mail: dee@mitchellfarm.org.**

• **SALEM SCHOOL**

Volunteers are always welcome at **Salem School**. Anyone interested in volunteering can **to go to the Salem School website by clicking on: salemsschools.org. Put the cursor over the “Our School” tab, & click on the “Forms tab” to access the form. OR visit the school and fill out the form at the front desk of the school. Make sure you bring a picture ID with you.**

• **FRIENDS OF THE SALEM THE LIBRARY**

The Friends of The Salem Library could always use help sorting books for the book sale, and at the book sales. Wednesday, December 20th we will be sorting books at the Salem Free Public Library 264 Hartford Road from 10 AM – 12PM. For future book sorting dates, stay tuned and watch for notifications on Facebook.

If you would like to help, contact Carl Nawrocki at 860-608-9970, or Bart Drennen at 860-235-5889.

• **HOME REPAIR AND HANDY-MAN SKILLS**

Would you like to volunteer, or do you need help?

Please let us know:

- **What your skills are and / or what you can help with?**
- **What your needs are?** (i.e., pull a pool cover on in summer; reset a knocked down mailbox; change the oil in a lawn mower; etc.).

Contact Kay Zak at: 860-889-3989 / e-mail at: kayzak@hotmail.com, or Gary Closius at: 860-961-9173 / e-mail at: gclosius@sbcglobal.net.

• **LION'S CLUB**

The Lions are looking for volunteers. **Contact Bill Martin 860-705-6062 (home) or 860-705-1227 (mobile), or Hugh McKenney at 860-303-0042 (mobile).**

• **CARE & SHARE**

Care & Share of East Lyme, Inc. provides food, financial and emergency support to individuals and families in East Lyme, Niantic, and Salem. There is always a need for volunteers to:

- Help with food intake,
- Food deliveries,
- Packing for food deliveries,
- And this time of year, help at the holiday store.

If you are interested in volunteering, contact them at 860-739-8502. Leave a message with your name, telephone number as well as the best time you can be reached. A responder will return your call. To see what services they provide visit their website by clicking on: careandshareofel.org/.

SENIOR NEWS

- **Salem Senior Citizens Group**

The **Salem Senior Citizen's Group** boasts a current enrolment of over 150 members. Membership has almost tripled since the beginning of 2022.

- **Salem (or surrounding town) residents age 50 years or older are welcome to join the Salem Senior Citizen's Group!**

Meetings are held at 10:30 AM on the second Tuesday every month at Salem Volunteer Fire Company Firehouse, 424 Hartford Rd. (Rt. 85) in the rear meeting room. A yearly membership of \$5.00 (\$10.00 beginning in 2024) is collected every March. Meetings include town discussions, news, and updates, and interesting guest speakers. After the meeting noon lunch is provided. Trips, events, activities, and classes, throughout the year, are developed by our members.

For more information, please contact Gary Closius (President): gclosius@sbcglobal.net, or call 860-961-9173, or Mary Cikatz (vice President): mcikatz@yahoo.com, or call 860-287-7275.

Use the following link to view our monthly newsletter:

saalemct.gov/sites/g/files/vyh1if4966/f/uploads/august_newsletter_2023_final.pdf.

